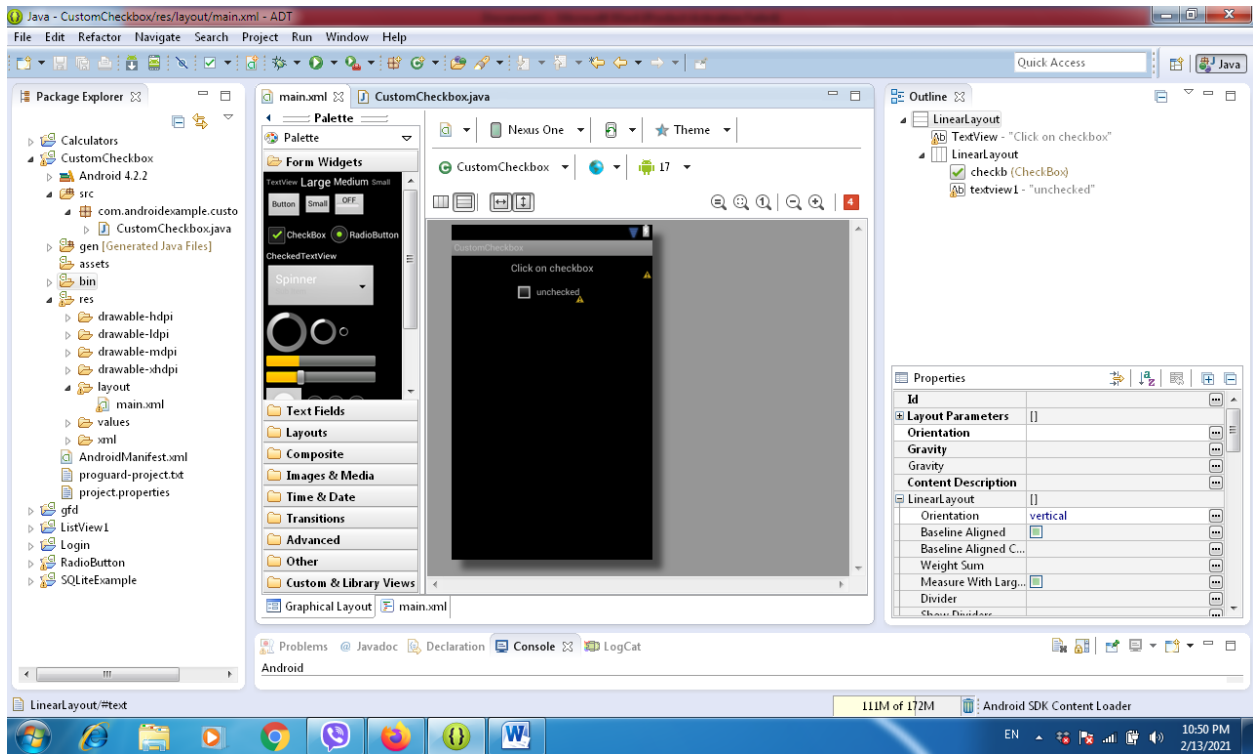


Customcheckbox program



```
<?xml version="1.0" encoding="utf-8"?>
```

```
<LinearLayout xmlns:android="http://schemas.android.com/apk/res/android"
```

```
    android:layout_width="fill_parent"
```

```
    android:layout_height="fill_parent"
```

```
    android:orientation="vertical" >
```

```
    <TextView
```

```
        android:layout_width="fill_parent"
```

```
        android:layout_height="wrap_content"
```

```
        android:textSize="16dip"
```

```
        android:gravity="center"
```

```
        android:padding="10dip"
```

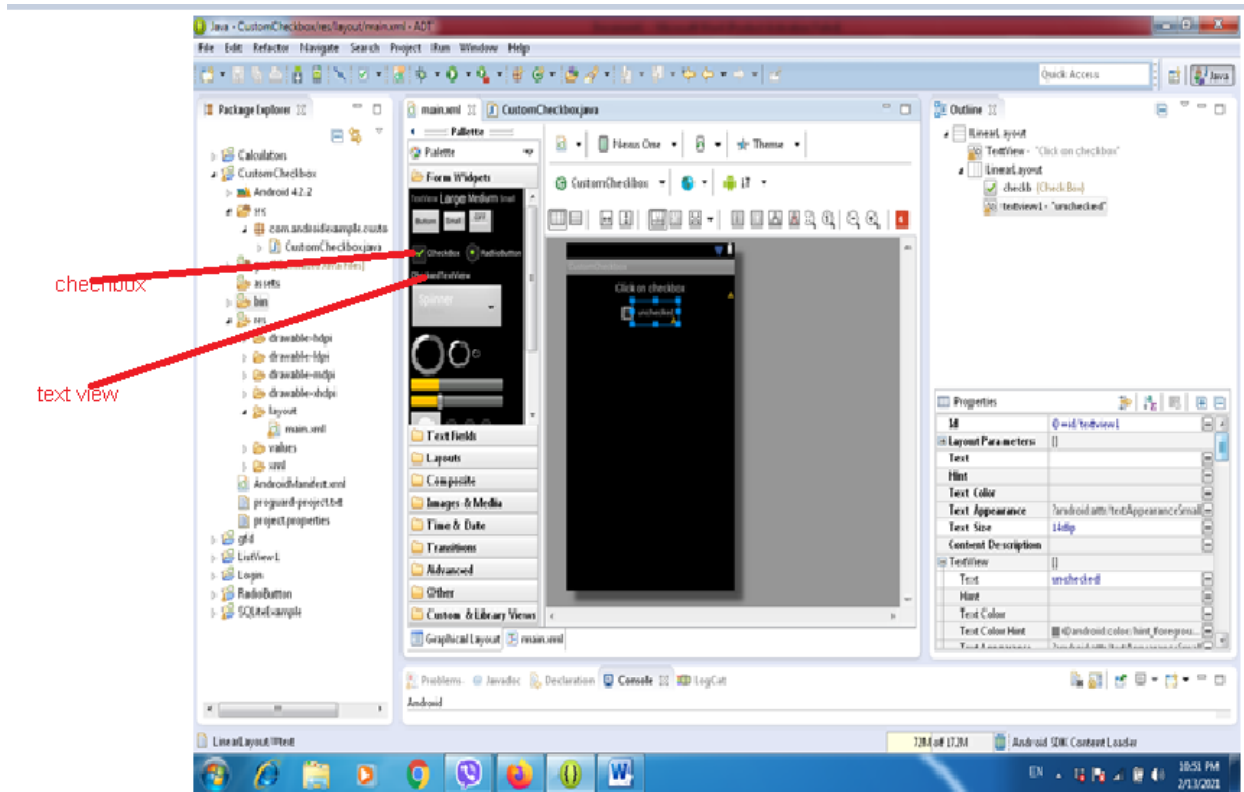
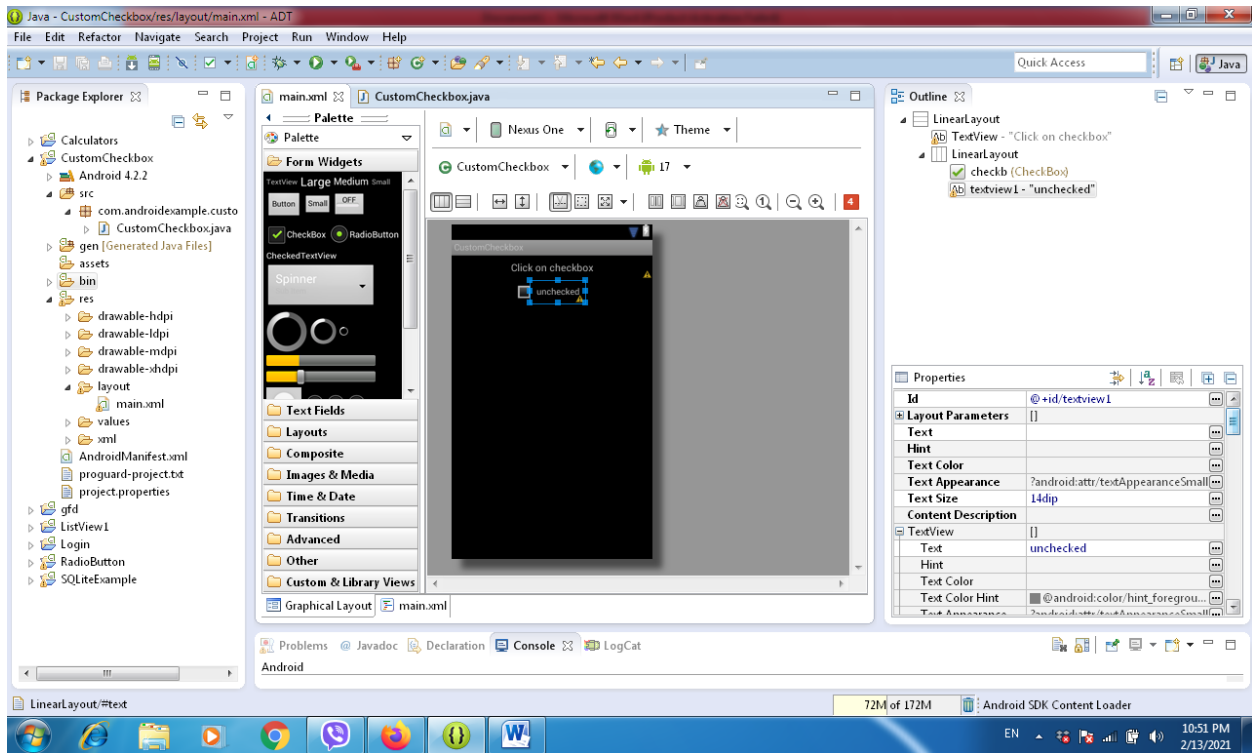
```
        android:text="Click on checkbox" />
```

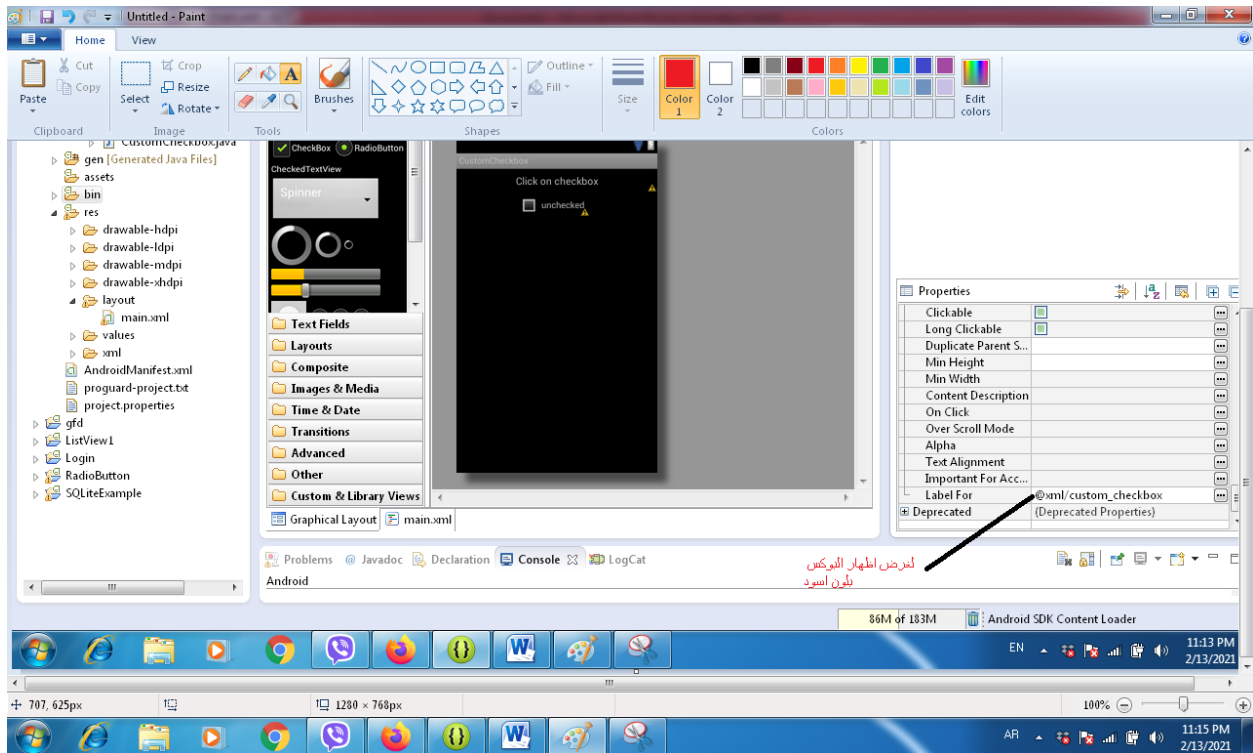
<LinearLayout

مهمة جدا في حالة عمل (checkbox) ثاني يجب تكرار هذه العبارة مع بداية الوسم الى نهايته وفي حالة عدم تكرارها فان البوكس سيكون بجانب الاول وعلى نفس السطر

```
android:layout_width="fill_parent"
android:layout_height="wrap_content"
android:gravity="center"
android:orientation="horizontal">
    <CheckBox
        android:id="@+id/checkb"
        android:layout_width="wrap_content"
        android:layout_height="wrap_content"
        android:layout_gravity="center"
        android:button="@xml/custom_checkbox"/>
    <TextView
        android:id="@+id/textview1"
        android:layout_width="wrap_content"
        android:layout_height="wrap_content"
        android:textSize="14dip"
        android:gravity="center"
        android:padding="10dip"
        android:text="unchecked" />
</LinearLayout>
```

</LinearLayout>





```

package com.androidexample.customcheckbox;

import android.app.Activity;

import android.os.Bundle;

import android.view.View;

import android.view.View.OnClickListener;

import android.widget.CheckBox;

import android.widget.TextView;

public class CustomCheckbox extends Activity implements OnClickListener {

    /** Called when the activity is first created. */

    @Override

    public void onCreate(Bundle savedInstanceState) {

        super.onCreate(savedInstanceState);

        setContentView(R.layout.main);
    }
}

```

```
CheckBox checkb = ( CheckBox ) findViewById( R.id.checkb );  
  
checkb.setOnClickListener(this);  
  
}  
  
@Override  
  
public void onClick(View v) {  
  
        TextView output = (TextView)findViewById(R.id.textview1);  
  
        if (((CheckBox)v).isChecked()) {  
  
                output.setText("checked");  
  
        } else {  
  
                output.setText("unchecked");  
  
        }  
  
}  
  
}
```