

# 1

# Hello!

*am/are/is, my/your* • This is ... • How are you? • Good morning!  
What's this in English? • Numbers 1-10 • Plurals



## STARTER

**T 1.1** Listen. Say your name.



## WHAT'S YOUR NAME?

*am/are/is, my/your*

**1** **T 1.2** Read and listen.

**Pablo** Hello. I'm Pablo. What's your name?

**Mika** My name's Mika.

**Pablo** Hello, Mika.

**T 1.2** Listen and repeat.

### GRAMMAR SPOT

I'm = I am

name's = name is

What's = What is

**2** Stand up and practise.

Hello. I'm \_\_\_\_\_.  
What's your name?

My name's \_\_\_\_\_.





# INTRODUCTIONS

This is ...


1 **T1.3** Read and listen.



**Pablo** Ben, this is Mika.  
Mika, this is Ben.  
**Mika** Hello, Ben.  
**Ben** Hello, Mika.

**T1.3** Listen and repeat.

2 Practise in groups of three.



Nice to meet you

3 **T1.4** Read and listen.



**Judy** Hello. My name's Judy Koblenz.  
**Robert** Hello. I'm Robert Smith.  
Nice to meet you.  
**Judy** And you.

**T1.4** Listen and repeat.

4 Practise in pairs. Say your first name and surname.

A Hello. My name's \_\_\_\_\_.


B Hello. I'm \_\_\_\_\_.  
Nice to meet you.

A And you.

5 **T1.5** Listen to the English names.

♂	James Bond	Robert Taylor	Henry Baker
♀	Susie Walsh	Anita Johnson	Katherine Smith

Choose a name. Stand up and say hello.





# HOW ARE YOU?

1 **T1.6** Read and listen.



1 **Pablo** Hi, Ben. How are you?  
**Ben** Fine, thanks, Pablo. And you?  
**Pablo** I'm OK, thanks.



2 **Ben** Hello, Mika. How are you?  
**Mika** Very well, thank you. How are you?  
**Ben** Fine.

**T1.6** Listen and repeat.

2 Answer your teacher.

Hi, \_\_\_\_\_. How are you?

3 Stand up and practise.

Fine, thanks.

Fine, thanks. And you?

Very well, thank you.

OK, thanks.

## GRAMMAR SPOT

Write *in, is, or are*.

I \_\_\_\_ Sandra.

How \_\_\_\_ you?

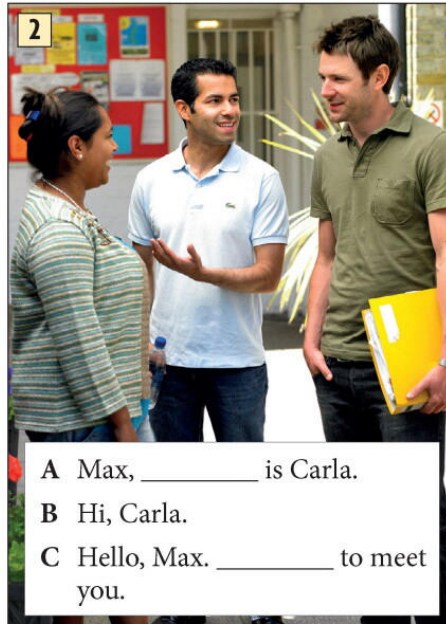
This \_\_\_\_ John.

▶▶ Grammar Reference 1.1–1.3 p123

4 Complete the conversations.



1  
A Hello. My name's Ana.  
\_\_\_\_\_ your name?  
B \_\_\_\_\_ Mario.



2  
A Max, \_\_\_\_\_ is Carla.  
B Hi, Carla.  
C Hello, Max. \_\_\_\_\_ to meet you.



3  
A Hi, Eda. \_\_\_\_\_ are you?  
B Fine, thanks, David.  
And \_\_\_\_\_?  
A \_\_\_\_\_ well, thanks.

**T1.7** Listen and check. Practise the conversations.

# EVERYDAY ENGLISH

## Good morning!

1 Complete the conversations.

Goodbye!      Good night!      ~~Good morning!~~      Good afternoon!

- 1 A Good morning!  
B Good morning!  
What a lovely day!



- 2 A \_\_\_\_\_  
B Hello. A cup of tea, please.



- 3 A \_\_\_\_\_  
B Bye! See you later!



- 4 A \_\_\_\_\_  
B Good night! Sleep well!



2 Put the words in the correct order.

- 1 A Good morning!  
**are you How today**  
How are you today ?  
B Fine, thanks.

- 2 A Good afternoon!  
B Good afternoon!  
**coffee cup please of A**  
\_\_\_\_\_, \_\_\_\_\_.

- 3 A Goodbye!  
**nice Have day a**  
\_\_\_\_\_.  
B Thank you. And you.  
**you later See**  
\_\_\_\_\_.

- 4 A Good night!  
**well Sleep**  
\_\_\_\_\_.  
B Thank you.  
**you And**  
\_\_\_\_\_.

**T1.8** Listen and check. Practise the conversations.


**T1.9** Listen and check. Practise the conversations.




# VOCABULARY AND SPEAKING

What's this in English?

1 Write the words.



a ~~book~~  
a camera  
a car  
a photograph  
a computer  
a bag  
a hamburger  
a television  
a phone  
a sandwich  
a bus  
a house



2 T 1.10 Listen and repeat the words.

3 T 1.11 Listen and repeat.

What's this in English?

It's a photograph.

Work with a partner. Point to a picture. Ask and answer questions.

## GRAMMAR SPOT

It's = It is

4 Go to things in the room. Ask your teacher.

What's this in English?

It's a ...

## Numbers 1–10 and plurals

1 **T 1.12** Read and listen.  
Practise the numbers.

- 1** one  
**2** two  
**3** three  
**4** four  
**5** five  
**6** six  
**7** seven  
**8** eight  
**9** nine  
**10** ten

2 Say the numbers round the class.

3 Write the numbers.



a five books



b \_\_\_\_\_ cars



c \_\_\_\_\_ houses



d \_\_\_\_\_ cameras



e \_\_\_\_\_ photographs



f \_\_\_\_\_ sandwiches



g \_\_\_\_\_ computers



h \_\_\_\_\_ buses



i \_\_\_\_\_ students

**T 1.13** Listen and check.

4 Ask and answer questions.

What's in this picture?

Nine photographs.

5 **T 1.14** Listen and repeat.

/s/	/z/	/ɪz/
books photographs students	cars computers hamburgers cameras televisions bags phones	sandwiches houses buses

### GRAMMAR SPOT

**Singular**  
one book  
one bus

**Plural**  
two books  
two buses

▶▶ Grammar Reference 1.4 p123





# 2

## Your world

Countries • *he/she/they, his/her* • Where's he from?  
*fantastic/awful/beautiful* • Numbers 11–30



### STARTER

Find your country on the map on page 13. Find these countries on the map.

Australia Brazil Egypt China England France Italy Hungary Japan Russia Spain the United States

**T 2.1** Listen and repeat.

## SHE'S FROM JAPAN

*he/she, his/her*

**1 T 2.2** Read and listen.



**Pablo** Where are you from, Mika?

**Mika** I'm from Japan. Where are you from?

**Pablo** I'm from Spain. From Barcelona.

**T 2.2** Listen and repeat.

**2** Where are you from? Stand up and practise.

Where are you from?

I'm from Italy/Brazil ... Where ... ?

**3 T 2.3** Read, listen, and repeat.



His name's Pablo. He's from Spain.



Her name's Mika. She's from Japan.

### GRAMMAR SPOT

he's = he is

she's = she is


► Grammar Reference 2.1–2.2 p123

## QUESTIONS

Where's he from?

- 1 Complete the sentences about the people.

1 His name's Kevin.  
He's from the United States.




2 \_\_\_\_\_ name's László.  
He's \_\_\_\_\_.



3 \_\_\_\_\_ name's Karima.  
She's \_\_\_\_\_.



4 \_\_\_\_\_ name's Tatiana.  
She's \_\_\_\_\_.



5 \_\_\_\_\_ name's Rosely.  
She's \_\_\_\_\_.



6 \_\_\_\_\_ name's Simon.  
He's \_\_\_\_\_.



7 \_\_\_\_\_ name's Yong.  
He's \_\_\_\_\_.



8 \_\_\_\_\_ name's Hayley.  
She's \_\_\_\_\_.



**T 2.4** Listen and check. Repeat the sentences.

- 2 **T 2.5** Listen and repeat the questions.

What's his name? Where's he from?

What's her name? Where's she from?



- 3 Ask and answer questions about the people in the photographs.

What's his name?

His name's Kevin.

Where's he from?

He's from the United States.

### GRAMMAR SPOT

- Where's = Where is
- Complete the questions with *is* or *are*.  
Where \_\_\_\_\_ she from?  
Where \_\_\_\_\_ he from?  
Where \_\_\_\_\_ you from?

►► Grammar Reference 2.3 p123



# PRACTICE

## Cities and countries

1 Where are the cities? Ask and answer.

Where's Barcelona?

It's in Spain.

**Barcelona**

**São Paulo**

**Beijing**

**Sydney**

**Moscow**

**Tokyo**

**Cairo**

**Budapest**

**Los Angeles**

**London**

**T2.6** Listen and check.

2 Work with a partner.

**Student A** Look at the photos on this page.

**Student B** Look at the photos on p140.

Ask questions and write the answers.

What's his/her name?

Where's he/she from?

## Talking about you

3 Ask about the students in the class.

What's his name?

His name's Marco.

Where's he from?




He's from Italy.  
From Rome.

What's her name?




Her name's Donatella.

Where's she from?

She's from Rome, too.







## Questions and answers

4 **T 2.7** Listen and complete the conversation. Practise it.



**Rosely** Hello, I'm Rosely. What's your name?

**Bruno** \_\_\_\_\_ name's Bruno.

**R** Hello, Bruno. Where are you \_\_\_\_\_?

**B** \_\_\_\_\_ from Brazil. Where are you from?

**R** Oh, I'm from Brazil, too. \_\_\_\_\_ from São Paulo.

**B** Really? I'm from São Paulo, too!

**R** Oh, nice to meet you, Bruno.

5 **T 2.8** Listen and write the countries.

1 Claudio: Italy Akemi: \_\_\_\_\_

2 Charles: \_\_\_\_\_ Bud: \_\_\_\_\_

3 Loretta and Jason: \_\_\_\_\_

6 Match the questions and answers.

1 ☒ **d** Where are you from?

2 ☐ What's her name?

3 ☐ What's his name?

4 ☐ Where's he from?

5 ☐ What's this in English?

6 ☐ How are you?

7 ☐ Where's Montreal?

a His name's Bruno.

b He's from São Paulo.

c It's in Canada.

d I'm from Brazil.

e Fine, thanks.

f Her name's Tatiana.

g It's a computer.

**T 2.9** Listen and check.

Work with a partner. Take turns to cover the questions or the answers. Practise them.

## Check it

7 Tick (✓) the correct sentence.

1 ☐ My name Mika.

☒ My name's Mika.

2 ☐ What's he's name?

☐ What's his name?

3 ☐ 'What's his name?' 'Kevin.'

☐ 'What's her name?' 'Kevin.'

4 ☐ He's from Spain.

☐ His from Spain.

5 ☐ Where she from?

☐ Where's she from?

6 ☐ What's her name?

☐ What's she name?



## READING AND SPEAKING

Where are they from?

1 **T 2.10** Read and listen.



This is a photograph of **Claude** and **Holly Duval** from Montreal in Canada. They are on holiday in New York City. Holly is from Canada and Claude is from France. They are married. Holly is a teacher. Her school is in the centre of Montreal. Claude is a doctor. His hospital is in the centre of Montreal, too.

2 Complete the sentences.

- 1 Holly is from \_\_\_\_\_ in Canada.
- 2 She's a \_\_\_\_\_.
- 3 Her \_\_\_\_\_ is in the centre of Montreal.
- 4 Claude is from \_\_\_\_\_.
- 5 He's a \_\_\_\_\_.
- 6 His hospital is in the \_\_\_\_\_ of Montreal.
- 7 They \_\_\_\_\_ in New York.
- 8 They are \_\_\_\_\_.

3 Write questions with *What ... ?* and *Where ... ?* about Claude and Holly. Ask a partner.

*What ... name?      Where ... from?*  
*Where ... school?      Where ... hospital?*

### GRAMMAR SPOT

Write *is* or *are*.

She \_\_\_\_\_ a teacher.

He \_\_\_\_\_ a doctor.

They \_\_\_\_\_ from Canada.

▶▶ Grammar Reference 2.4 p123

4 **T 2.11** Listen to Claude and Holly. Complete the conversations.

- 1 **awful** ☹️ **weather**  
 C Oh, no! Look at the weather !  
 H Ugh! It's \_\_\_\_\_ !

- 2 **really good** 😊 **hamburger**  
 H Wow! Look at my \_\_\_\_\_ !  
 It's fantastic!  
 C My hamburger is \_\_\_\_\_ , too!

- 3 **fantastic** 😊 **building**  
 C What's this building ?  
 H It's the Empire State Building!  
 It's \_\_\_\_\_ !

- 4 **beautiful** 😊 **Look**  
 C Wow! \_\_\_\_\_ at Central Park!  
 H It's \_\_\_\_\_ !



**T 2.11** Listen and check. Practise the conversations.



## EVERYDAY ENGLISH

### Numbers 11–30

1 Say the numbers 1–10 round the class.

2 **T 2.12** Listen, read, and repeat.

<b>11</b> eleven	<b>12</b> twelve	<b>13</b> thirteen	<b>14</b> fourteen	<b>15</b> fifteen
<b>16</b> sixteen	<b>17</b> seventeen	<b>18</b> eighteen	<b>19</b> nineteen	<b>20</b> twenty

Say the numbers 1–20 round the class.

3 Write the numbers your teacher says. Say the numbers your teacher writes.

4 Match the numbers.

<b>21</b>	twenty-five
<b>22</b>	twenty-seven
<b>23</b>	twenty-one
<b>24</b>	twenty-eight
<b>25</b>	twenty-two
<b>26</b>	twenty-four
<b>27</b>	twenty-nine
<b>28</b>	twenty-three
<b>29</b>	thirty
<b>30</b>	twenty-six

**T 2.13** Listen and repeat. Say the numbers 1–30 round the class.

5 **T 2.14** Listen and tick (✓) the numbers you hear.

1	<b>22</b>	<b>12</b> ✓	<b>10</b>	<b>20</b>
2	<b>17</b>	<b>15</b>	<b>16</b>	<b>14</b>
3	<b>21</b>	<b>29</b>	<b>19</b>	<b>9</b>
4	<b>11</b>	<b>7</b>	<b>17</b>	<b>27</b>
5	<b>23</b>	<b>3</b>	<b>13</b>	<b>30</b>

6 Work with a partner.

**Student A** Write five numbers. Say them to your partner.

**Student B** Write the numbers you hear. **14 24 ...**

7 Look at the pictures. How old is he/she?

I think she's 18 months.

No, I think she's about 2.



**T 2.15** Listen and find out.