



Ministry Of Higher Education and Scientific Research  
AL-Mustansaria University/College of Sciences /Department of Computer  
( نموذج الخطة الدراسية للمساق )  
**Course Plan**



ملاحظة: يمكن اعتماد نفس الخطة باللغة العربية مع مراعاة وجود نفس الفقرات ادناه

**Course No.:** 1

**Course Name:** Visual C#.net 2013

**Time Division:**

3hr Theoretical and 2hr Practical

**Course Website:**

**Semester & Year:**

First , 2016/2017

**Course Description [ Programming Language ]**

( 3 credit hours, Prerequisite No. and Name)

Programming languages are the backbone in the specialty of Computer Science Department, so it must be given the highest priority from the first phase of study.

The Objectives of Visual C#.net 2013 ( Course-I & Course-II )

- Prepare qualified programmers to produce systems according to the latest global programming languages, taking advantage of all privileges in Microsoft Visual C# .net 2013 programming language.
- Overcome all the obstacles faced by the students in subsequent academic years and particularly during graduation projects in the 4th stage.
- Supplement the government state institutions, corporations, and the labor market by specialized cadres in programming "theory & practice".

**Course Intended Outcomes**

*At the end of the course, students are expected to learn:*

- How to Write Code-Programs.
- How to Use the Toolbox Programming Environment of Visual C#.net 2013 in Window-Form Applications.
- How to Link the Toolbox with the Code-Program.


**Course Outline**

- [Week 1]. Programming Fundamentals.
- [Week 2]. Welcome to VC# 2013 Environment , Writing your First Application.
- [Week 3]. The basic Data Types and their Memory size, Ranges.
- [Week 4]. Using Strings, Program Comments.
- [Week 5]. Working with Identifiers, Variables, Constants, Keywords.
- [Week 6]. Working with Arithmetic, Relational, Logical, and Bitwise Operators.
- [Week 7]. Operator Precedence, Program Statements, Type Conversion.
- [Week 8]. How to Use the Toolbox Programming Environment.
- [Week 9]. Creating & Customizing Window-Forms Applications.  
( Button , TextBox , Label , MessageBox , CheckBox , RadioButton , ListBox , ComboBox , Menu , DateTime , GroupBox , Multi – Forms Window Application , ProgressBar , ... etc ).
- [Week 10]. Applying the "using" libraries: Math , IO , ... etc.
- [Week 11]. Using Decision Statements: If ... then, Switch ... case.
- [Week 12]. Using Decision Statements: If ... then, Switch ... case.
- [Week 13]. Using Loops: For , While , Do .. While, foreach.
- [Week 14]. Using Loops: For , While , Do .. While, foreach.
- [Week 15]. Ending loops early: Break, Continue, goto.




**Note:** All the mentioned Textbooks; & Suggested references; are given to the student; as a soft Copy through CD;/DVD;.

**Textbooks;**

1. John Shap, "Microsoft Visual C# 2013: developer // Step-by-Step", Published with the authorization of Microsoft Corporation by: O'Reilly Media, Inc., California, 2013.
2. Paul Deitel and Harvey Deitel, "Visual C# 2012: How to Program", Fifth Edition, Copyright © Pearson Education, Inc., publishing as Prentice Hall, USA, 2014.



**Suggested references**



**Marking** [النظري ٧١ درجة والعملي ٢٩ درجة]

First Exam 8 marks , Second Exam 8 marks , Activity + Quizzes 10 marks = 26 [السعي النظري]  
 Final Exam 45 marks



**Regulations**

1. There will be two term exams given during this semester. The Average of both exams will be considered. Missing one of the two exams means a ZERO grade will be given for that exam.
2. Attendance is mandatory and University regulations will be enforced.
3. All Cheating incidents will be reported to the chair. The following activities are considered cheating:
  - a. Copying answers in a test or quiz.
  - b. Taking a test or quiz for someone else.
  - c. Having someone else take a test or quiz for you.
  - d. Turning in assignment that includes parts of someone else work.
  - e. Turning in someone else assignment as your own.
  - f. Giving assignment to someone else to turn in as their own.
4. See student handbook for other regulations.



**Assignments and/or Projects**

Assignment/Project	Description	Due Date	Marking
Set of Home-Works	At the end of each chapter , in addition to other Home-Works	One Week After the Assignment Date	4 Marks
Quizzes	Two or more quizzes	During the course	6 Marks

**Instructor(s) information****Section :** 1**Lecture Room :** 302 & 401**Instructor's Name:** *Dr. Mustafa Dhiaa Al-Hassani***E-Mail:** [dr\\_mdhiaa77@yahoo.com](mailto:dr_mdhiaa77@yahoo.com)**Office No. :** 7**Office Hour :**

 جدول الدروس الأسبوعي للعام الدراسي ٢٠١٦-٢٠١٧ الكورس الأول 

1:50 - 1:00	1:00 - 12:10	12:00 - 11:10	11:10 - 10:20	10:10 - 9:20	9:20 - 8:30	
متابعة طلبة المشاريع والإشراف على طلبة الماجستير	برمجة مهيكلية (VC#.net) تنجبة B - قاعة 302	برمجة مهيكلية (VC#.net) تنجبة B1 م ٤				الأحد
	برمجة مهيكلية (VC#.net) تنجبة A2 م ٣	برمجة مهيكلية (VC#.net) تنجبة A1 م ٣				الاثنين
	برمجة مهيكلية (VC#.net) تنجبة A - قاعة 302	برمجة مهيكلية (VC#.net) تنجبة B - قاعة 401				الثلاثاء
<input type="checkbox"/> OFF	<input type="checkbox"/> OFF	<input type="checkbox"/> OFF	<input type="checkbox"/> OFF	<input type="checkbox"/> OFF	<input type="checkbox"/> OFF	الأربعاء
		برمجة مهيكلية (VC#.net) تنجبة A - قاعة 302		برمجة مهيكلية (VC#.net) تنجبة B2 م ٣		الخميس

 **د. مصطفى ضياء الحسني** 

**Lecturer Signature****Chair Signature**