

# **The Experiments of Weather Instruments & Observations lab.**

**(First Semester)**

**ASD / 2<sup>nd</sup> Stage**

**2023 - 2024**

**Lecturers: L. Ruaa mazin ,L. Hasan mahmood,  
L. Yasamin qusay**

**Preparing by: L. Ruaa M. Ibraheem, L. Nagham T. Ibraheem**

# Rain

The amount of rainfall is defined as: The depth of water measured in units of millimeters (mm) that covers a horizontal surface.

## Rain gauges:

1. Rain Gauge device.
2. Inclined bucket device.
3. Rain recorder



*Inclined bucket device*



*Rain recorder*

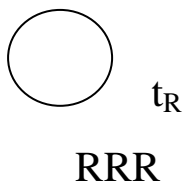
6RRR $t_R$



The sediment group is drawn on the station where (6) is the group guide

RRR the amount of sediment calculated from the table,  $t_R$  the period of sediment fall before the time of observation

Its location is as follows:



<i>Code number</i>	<i>RRR(mm)</i>
001	1
989	989
990	trace
991	0.1
999	0.9

<i>tR</i>	<i>Explanation</i>
1	<i>Total sedimentation amount during the observation period (6 hours) before</i>
2	<i>Total sedimentation amount during the observation period (12 hours) before</i>
3	<i>Total sedimentation amount during the observation period (18 hours) before</i>
4	<i>Total sedimentation amount during the observation period (24 hours) before</i>
5	<i>Total sedimentation amount during the observation period (1 hour) before</i>
6	<i>Total sedimentation amount during the observation period (2 hours) before</i>
7	<i>Total sedimentation amount during the observation period (3 hours) before</i>
8	<i>Total sedimentation amount during the observation period (9 hours) before</i>
9	<i>Total sedimentation amount during the observation period (15 hours) before</i>

7wwW<sub>1</sub>W<sub>2</sub>



*The group of the present weather and the past weather, as (7) the group's guide*

*ww Elements of the present weather and an hour before the observation and take the numbers (00 - 99) as:*

*(00 – 49) means that there are no sediments in the station before the preparation of the stock, as this group relates to the lack of visibility or sediments prior to the preparation of the stock.*







*(50 – 99) Precipitation is present at the time of stock preparation.*

*W<sub>1</sub> and W<sub>2</sub> are elements of the past weather, and represent the last two essential phenomena*

*It appeared during the past 6 hours for monitoring at the following times (00, 06, 12, 18)*



The following is a table of the meanings of the basic symbols of the elements of the present and past weather:

Sym.	meaning	Sym.	meaning
S	dust	*	snow
	eddy		drift
	fog		freezing
•	rain		showers
و	drizzle		Thunder storms

$8N_h C_L C_M C_H$



Group types of clouds where (8) group index

$N_h$  is the amount of low clouds, and if it is not available, it represents the amount of average clouds ( $C_M$ )

**\*note:**

This group is deleted if:

- There are **no clouds**, meaning that  $N = 0$
- The sky is **obscured** by one of the weather phenomena, meaning that  $N = 9$

The location of the clouds symbols around the station is as follows:

