

Microorganisms in red meat ,chicken ,fish & egg

Meat is considered as an excellent growth media for a variety of M.Os due to many factors make it suitable for microbial growth & reproduction , such as :

1-elevated moisture.

2-presence of (CHO & nitrogen) compounds.

3-minerals.

4-appropriate PH for growth the M.Os.

- The meat & its products contains microbial flora on its surface.
- M.Os inside the meat comes from many different sources.
- Muscles of the animal contain few of M.Os than surface but it increases after or during slaughter the animals.

Important microbes that contaminated of meat:

Bacteria Salmonella , Staphylococci , Streptococci, Micrococcus, Pseudomonas , Lactobacilli
& Proteus. ⇨

Molds Mucor , Rhizopus, Cladosporium.
 ⇨

Fish meat

It is spoiled faster than red meat because of:

1) high moisture.

2) high PH.

3) lipids in fish oxidize faster than lipid in red meat.

4) the tissues of fish are softer & more disintegrate.

Important microbes that contaminate fish:

Pseudomonas, Vibrio, E. Coli, Lactobacilli, Salmonella, Clostridium.

Chicken

M.Os in chickens includes:

G+ Staphylococci, Streptococci, Lactobacillus, Clostridium.

G- E.coli, Pseudomonas spp. , Salmonella spp.

Eggs

The eggs represents a perfect media for microbial growth because its contents of proteins , lipids& vitamins .

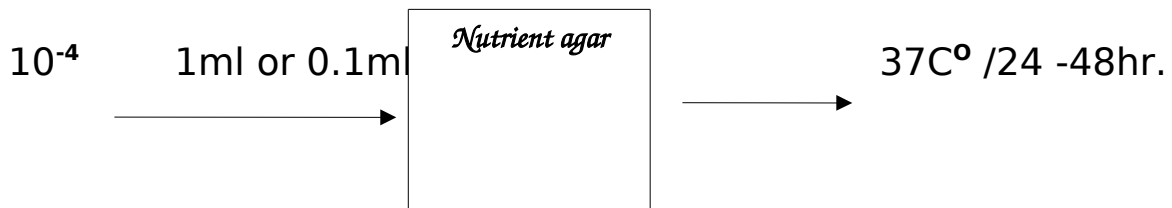
Note:- *the sample taken wiping by swab from solid shell or biopsy of the liquid (albumen).*

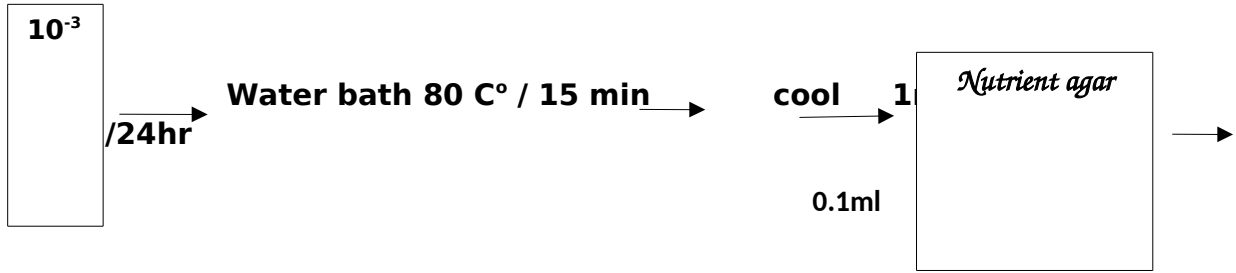
Important microbes that contaminate egg

Spoilage of egg shell (colored on the shell)	<i>penicillium, cladosporium</i>
Spoilage of egg contents.	<i>pseudomonas proteus</i> <i>green putridity black putridity with Unusual smell.</i>

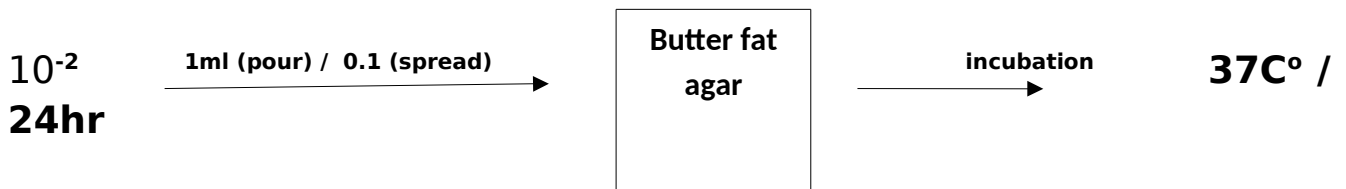
Lab work*Procedure:*

Samples taken from all parts of meat *mash to get a homogeneous mixture of these samples then taken 10 grams of this homogeneous mixture are transferred into sterile container, added to him dilution solution (90 ml of D.W + 1% peptone) to get the emulsion by mortar to give us a 10^{-1} . the mixture is left for 3-5 min just before making other dilution.*

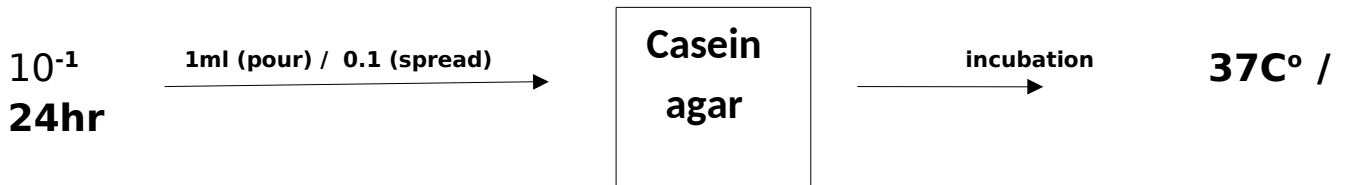
Nutrient Agar for General Growth (Aerobic Plate Count):*For the Coliform Bacteria Used:**For the spore former used:*



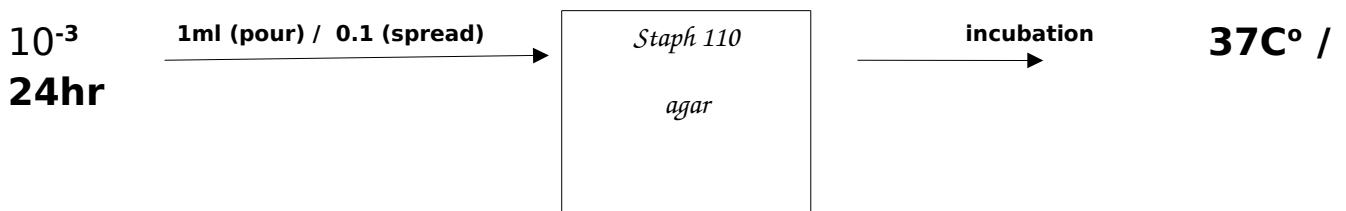
For the Lipolytic Bacteria:



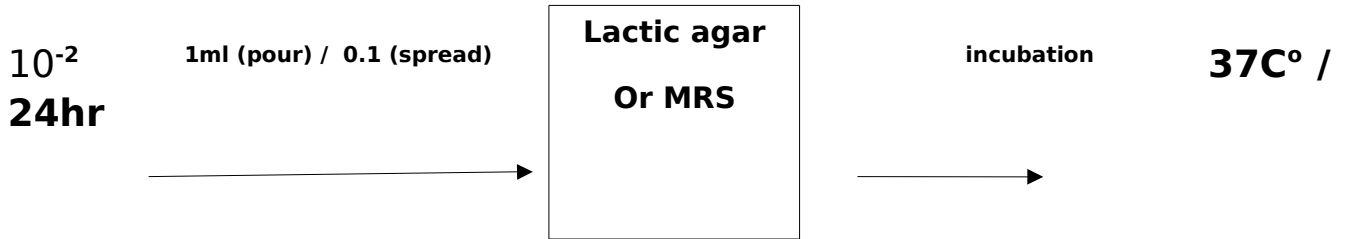
For The Proteolytic Bacteria



For Staphylococcus SPP.

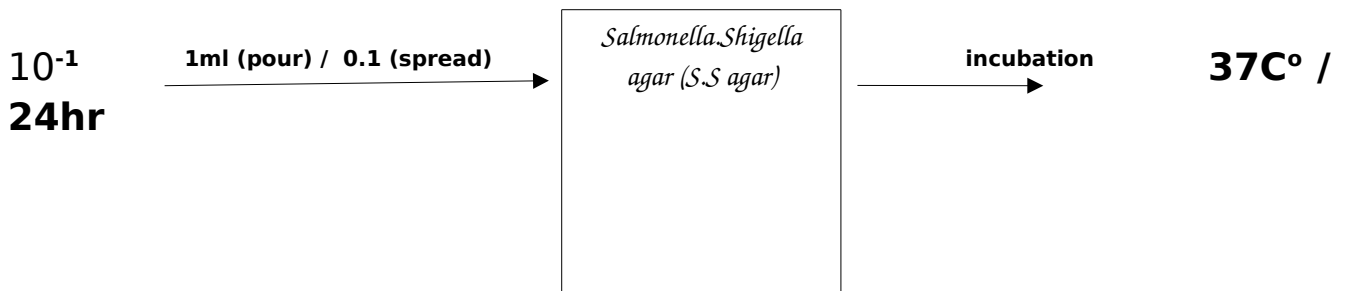


For Lactobacilli:



*MRS= De Man Rogosa and Sharpe

For Salmonella SPP.



Mold & Yeast

